

### TAC Erie™ Digital, On/Off Thermostat

T200 series thermostats provide temperature control on a variety of heating, cooling and single stage heat pump applications.

The large LCD window displays room temperature including 1/5<sup>th</sup> of a degree increments indicated by a series of up to 5 dashes. The system heat output cycles on a 1 or 2F degree field selectable differential. The cool output differential is fixed at 2F degrees. The setpoint is displayed and changed by pressing one of the setpoint buttons up or down. Installation is simplified by having all of the field wires mounted to the separate wall plate.



**Features:**

- LCD window display, °F standard, °C configurable.
- Jumper selectable 5 minute time delay for heating and cooling application.
- Mechanical contact for low limit protection (optional).
- Base adaptor plate standard.

Model Chart						
Model No.	Control Outputs	Fan Control <sup>a</sup>	System Switch <sup>a</sup>	Changeover	Mechanical Contact	B & O Terminals
T201	Heating Only	None	Heat/Off	None	No	No
T201-FP <sup>b</sup>	Heating Only	None	Heat/Off	None	Yes	No
T204	Cooling Only	On/Auto	Cool/Off	None	No	No
T205	Cooling & Heating	On/Auto	Cool/Off/Heat	Manual	No	No
T205-FP <sup>b</sup>	Cooling & Heating	On/Auto	Cool/Off/Heat	Manual	Yes	No
T207	Cooling & Heating	On/Auto	Cool/Off/Heat	Manual	No	Yes
T207-FP <sup>b</sup>	Cooling & Heating	On/Auto	Cool/Off/Heat	Manual	Yes	Yes

<sup>a</sup> Fan switch operates independent of system switch unless relays are added.

<sup>b</sup> Low limit protection, at 40°F the thermostat mechanically latches heat with output.

## Specifications

### Inputs

<b>Power input</b>	20 to 32 Vac, 75 mA to 1.2 amps (power-stealing thermostat, 75 mA required at all times. 250Ω, 5 watt resistor may be needed).
--------------------	--

### Outputs

<b>Electrical</b>	Battery: Setpoint backup Energizer 357 or similar (battery included). 1.2 A inductive load max. Setpoint range: 50 to 86°F (10 to 35°C).
<b>Control ranges</b>	Operating differential: Heating 1 or 2 F degrees field selectable, (0.6 or 1.1 C degrees), Cooling 2 F degrees (1.1 C degrees).
<b>Mechanical</b>	Material: Rigid vinyl. Finish: Off-white.

### Environment

<b>Ambient temperature limits</b>	Shipping and storage: -4 to 125°F (-20 to 52°C). Operating: 40 to 125°F (5 to 53°C).
<b>Humidity</b>	95% non-condensing.
<b>Locations</b>	NEMA Type 1.

### Dimensions

Thermostat: 4 H x 2-1/2 W inches (102 x 64 mm).
Thermostat base and adaptor plate: 4-3/4 H x 4-1/4 W inches (121 x 108 mm).

### Agency Listing

None.

### General Instructions

Refer to F-27027.

## Typical Applications

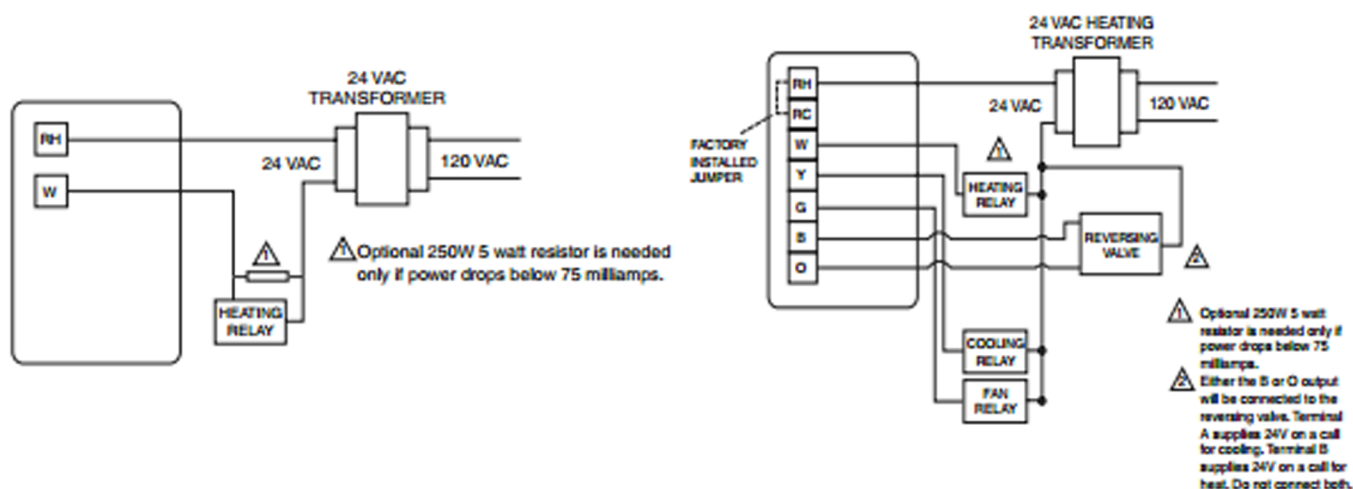


Figure 1 T201 Wiring to Heating System With Single Transformer.

Figure 2 T207 Wiring to Heating/Cooling System With Single Transformer and Reversing Valve.

## T200 Series

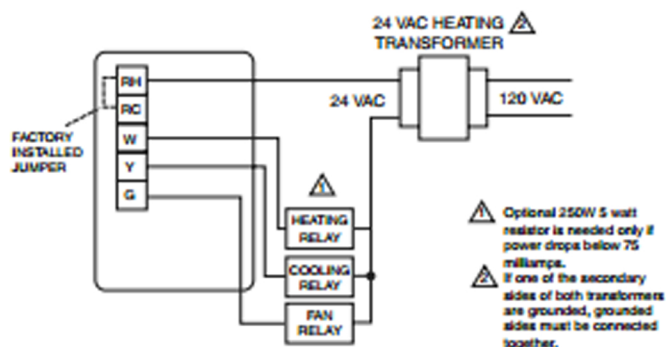
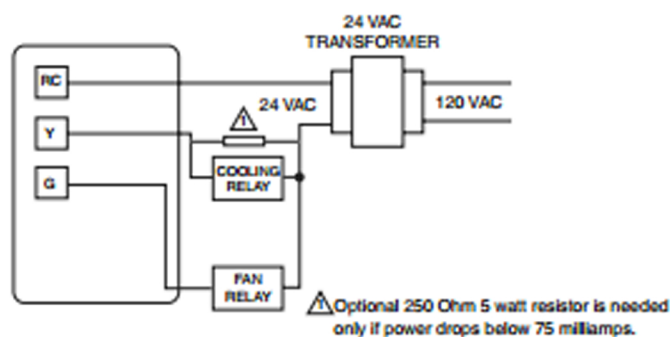
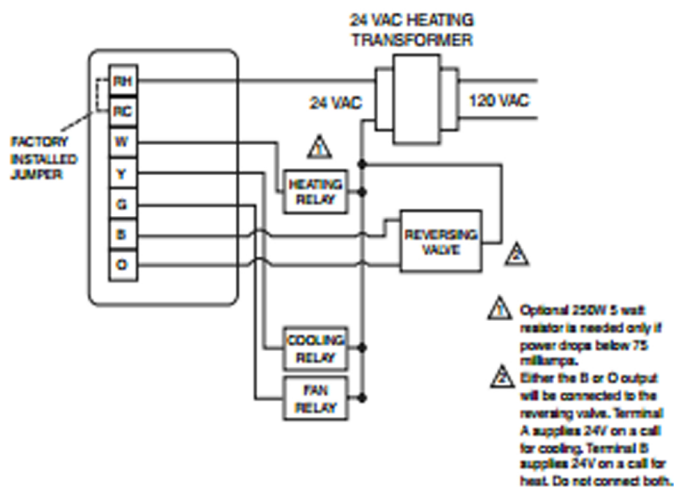
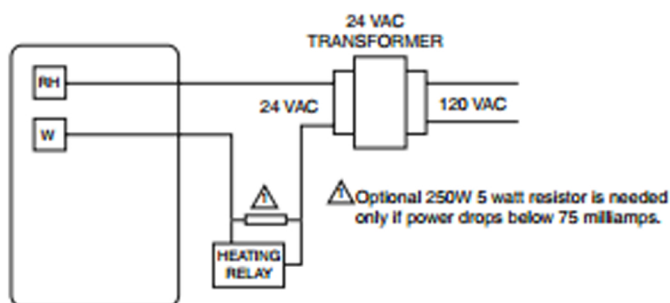


Figure 3 T204 Wiring to Cooling System With Single Transformer.

Figure 4 T205 Wiring To Heating/Cooling System With Single Transformer.

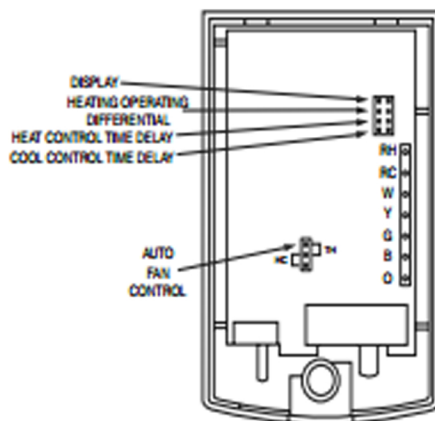
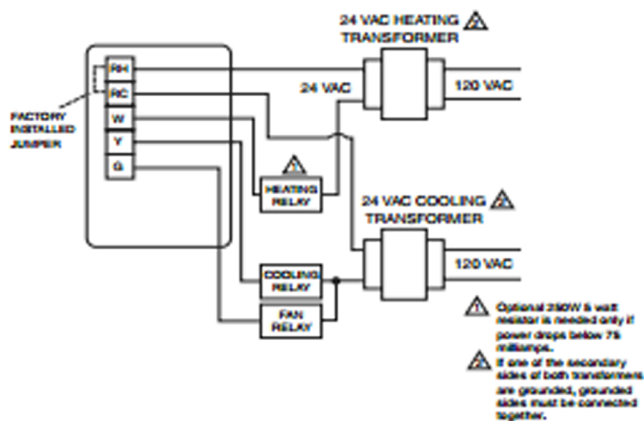


Figure 5 T205 Wiring To Heating/Cooling System With Dual Transformer.

Figure 6 Terminal Identification.